

118 Sub™ 8

Heavy-Duty Add-On
Subwoofer

SPECIFICATIONS:

Enclosure:

118 Sub™ 8

Frequency Response, 1 Meter on Axis, Swept Sine Averaged Across Operating Bandwidth in Anechoic Environment:

42 Hz - 1 kHz

Low Frequency Limit (-3 dB point):

42 Hz

Useable Low Frequency Limit (-10 dB point):

35 Hz

Power Handling:

250 Watts continuous (45 volts RMS)
500 Watts program

Sound Pressure Level 1 Watt at 1 Meter Swept Sine Input in Anechoic Environment:

102 dB

Maximum Sound Pressure Level:

126 dB

Transducer Complement:

One 1801-8 Black Widow®

Box Tuning Frequency (F_{Box}):

42 Hz

Impedance (Nominal):

8 Ohms

Impedance (Minimum):

7.9 ohms

Input Connections:

One female ¼" connector in parallel with
one XLR connector

Enclosure Materials and Finish:

High density, 7 ply, ¾" plywood, covered
with heavy-duty, wear-resistant carpet.

Dimensions:

26½" (67.3 cm) W × 36½" (42.7 cm) H ×
20¼" (51.4 cm) D

Net Weight:

103 lbs. (46.8 Kg)

DESCRIPTION

The 118 Sub™ 8 is an add-on subwoofer optimally tuned and cosmetically matched to work with the International™ Series III enclosures, yet versatile and powerful enough to be used with any multi-way system. The enclosure is constructed of 7 ply, ¾" high-density plywood, covered with a durable, wear-resistant carpet. Steel corner caps and recessed enclosure handles round out this superb value. This extended low frequency enclosure is comprised of an 18" 1801-8 Black Widow® woofer mounted in a vented direct-radiator configuration, providing tight deep bass without any hint of boom or muddiness.

The utility of this enclosure is not limited merely to sound reinforcement, but encompasses high-level drum monitoring and providing the bass foundation for keyboards, etc.

FREQUENCY RESPONSE

The frequency response of the 118 Sub™ 8 is measured in an anechoic environment at a distance of 1 meter while using a 2.82 volt logarithmically swept sine input. This measurement is useful in determining the accuracy in which the enclosure reproduces the input signal. The combination of the 1801-8 BW and the optimized vented enclosure results in a flat response as shown in Figure 1.

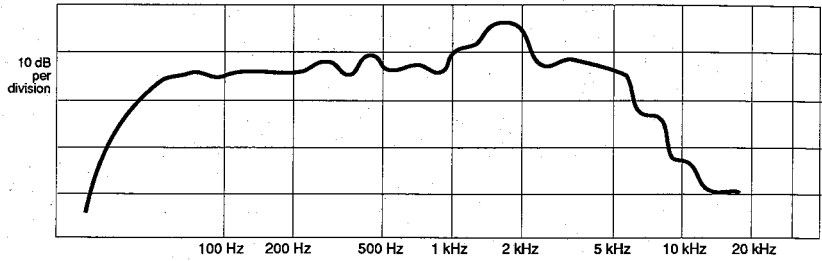


Figure 1. FREQUENCY RESPONSE

POWER HANDLING

There are many different approaches to power handling ratings, the most common being EIA standard RS-426A. The derived shape of this test spectrum was an attempt to simulate the spectral content of contemporary music.

Although it does resemble contemporary music, EIA-RS-426A does not contain the same levels of very low frequency material found in live music situations. Very high levels of low frequency material produce distortion and, ultimately, device failure. The presence of the low frequency material will therefore yield lower device ratings than produced by EIA standard RS-426A.

Although the Peavey ratings are lower than those produced by the EIA test spectrum, they are far more reliable and will have a direct correlation to real world situations.

ARCHITECTURAL & ENGINEERING SPECIFICATIONS

The loudspeaker system shall have an operating bandwidth of 42 Hz to 1000 Hz. The output level shall be 102 dB when measured at a distance of one meter with an input of one watt. The nominal impedance shall be 8 ohms. The continuous power handling shall be 250 watts, maximum program power of 500 watts, with a minimum amplifier headroom of 3 dB. The outside dimensions shall be 26½ inches wide by 36 ½ inches high by 20¼ inches deep. The weight shall be 103 lbs. The loudspeaker system shall be a Peavey Model 118 Sub™ 8.

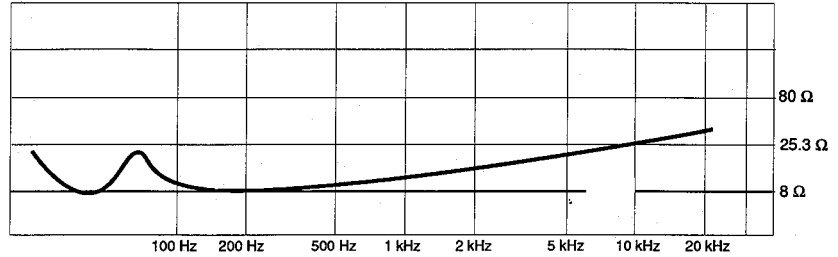
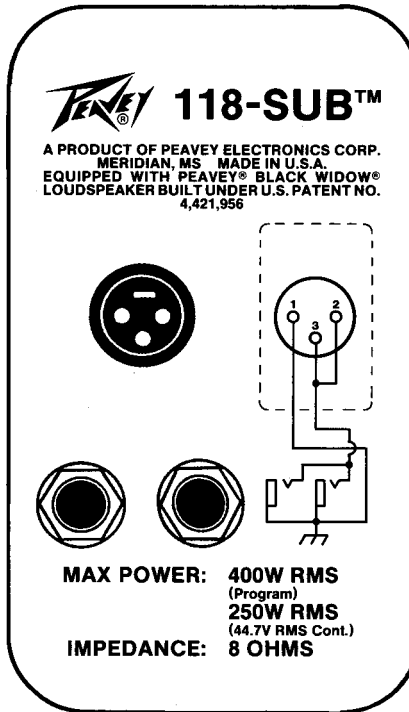


Figure 2. IMPEDANCE



REAR PANEL DETAIL

ONE YEAR LIMITED WARRANTY --Note: For details, refer to the warranty statement. Copies of this statement may be obtained by contacting Peavey Electronics Corporation, P. O. Box 2898, Meridian, Mississippi 39302-2898.

Features and specifications subject to change without notice.